



PEDRA

LED LIGHTING



DESCRIPTIONS

PEDRA LED light fashionable and beautiful appearance. The light body uses the design of increasing heat dissipation space, the buried barrel adopts aluminium alloy comparison moulding forming. Fully ensure the stability and long lifespan of LED fixture.

SPECIFICATIONS

Mounting	Recessed Inground
Light Source	LED
Material	Die cast aluminum
Body Color	Silver, Dark Gray
Diffuser	Clear Tempered Glass (4mm thickness)
CRI	Ra>80
Light distribution	Narrow, Moderate & Wide
Power factor	>0.9
Operating temp (°C)	-20°C ~ +50°C
Average Life Time (Hrs)	50,000 Hrs
Driver Mounting	Integrated Driver
Input Voltage/ Frequency	220-240V, 50/60Hz

PEDRA - Uplight



CB

CE

IP67

50°C

IK08

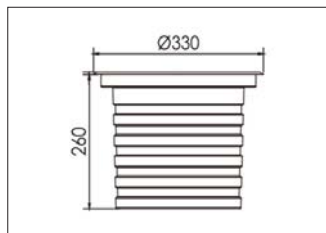


APPLICATION

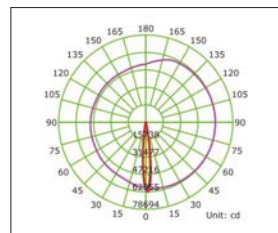
Garden, Park, Pathway, Road etc...



DIMENSIONS



PHOTOMETRIC DATA



CODE	Wattage	Delivered Output (lm)	Color Temperature	Dimension ØxH (mm)	
RAY- PEDRA-URB-PT- IP67- 60W	60W	-	2700K/ 3000K/ 4000K/ 6500K	Ø330*260	N/A
RAY- PEDRA-URB-PT- IP67- 42W	42W	-	2700K/ 3000K/ 4000K/ 6500K	Ø330*260	N/A
RAY- PEDRA-URB-PT- IP67- 60W	60W	-	2700K/ 3000K/ 4000K/ 6500K	Ø330*260	N/A
RAY- PEDRA-URB-PT- IP67- 42W	42W	-	2700K/ 3000K/ 4000K/ 6500K	Ø330*260	N/A
RAY- PEDRA-URB-PT- IP67- 100W	100W	-	2700K/ 3000K/ 4000K/ 6500K	Ø330*260	N/A

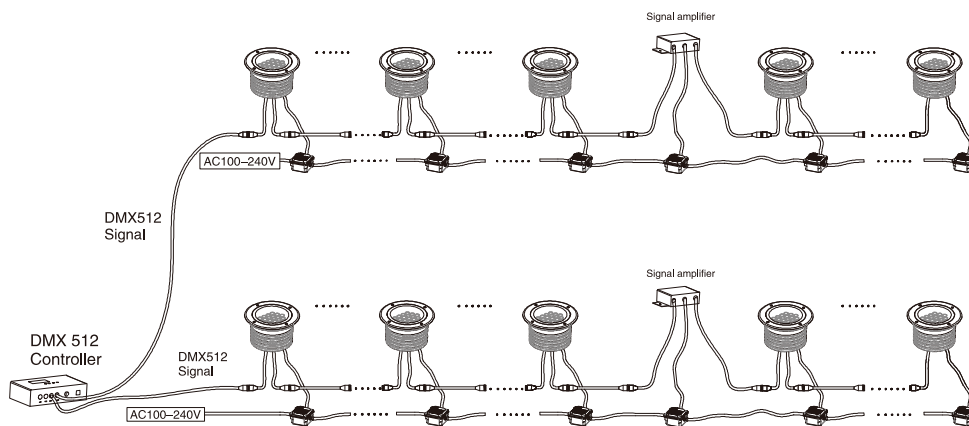
* On/Off Built-in driver Included as a standrd, 0-10 and DALI dimmable Driver as an optional.

** Available 3 hours emergency kit as an optional

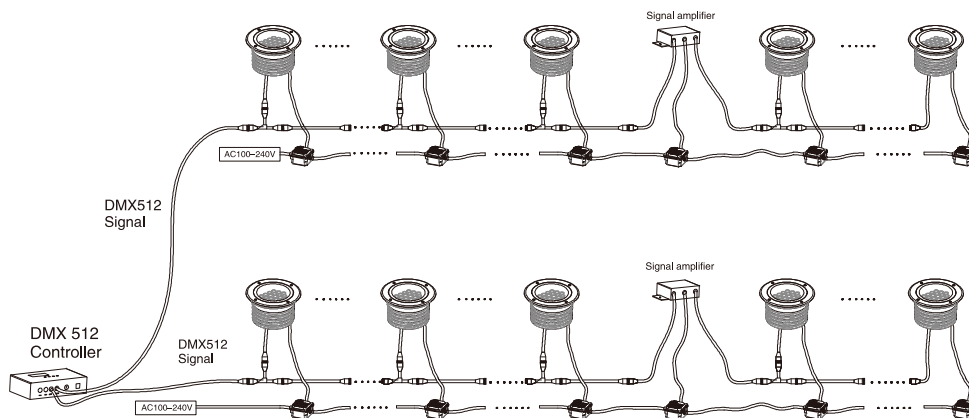
PEDRA - Uplight

Installations

RGB A



RGB B



(Single Color)

