



البابطين للطاقة و الاتصالات  
AL-BABTAIN POWER & TELECOM



# GUIA S

LED LIGHTING



### DESCRIPTIONS

Guia S is a stylish on ground light, is designed to indicate areas of pathways and garden with an attractive light effects. it is coming with one way 1x90° light emission or two way 2x90° light emission

### SPECIFICATIONS

Mounting	On Ground
Light Source	LED
Material	Stainless steel frame, Die-casting aluminium body,
Optics	Tempered Glass
CRI	Ra>80
Beam angle	1X90°, 2X90°
Ambient temperature	-20°C ~ +50°C
Average Life Time (Hrs)	50,000 Hrs
Driver Mounting	Integrated Driver
Input Voltage/ Frequency	220-240V, 50/60Hz

### GUIA S - In Ground

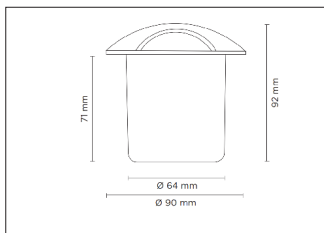


### APPLICATION

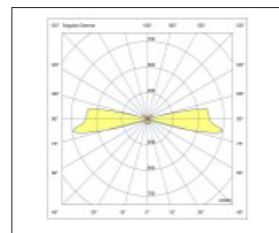
Outdoor.




### DIMENSIONS



### PHOTOMETRIC DATA @ 2 way



CODE	Wattage	Gross Luminous Flux (lm)	Delivered Output (lm)	Color Temperature	Dimension WxHxL (mm)	
RAY -GUIA-UPL-90-5W	5W	275lm	120lm	3000K/ 4000K	as per drawing	64mm
RAY -GUIA-UPL-90-3W	3W	137lm	60lm	3000K/ 4000K	as per drawing	64mm