



# COLIDO

LED LIGHTING



## DESCRIPTIONS

Antiglare LED Recessed Downlight, with a unique square shape for indoor use. It allows you to create dramatic effects and play with the scene's light and dark, illuminating elements within a space more precisely.

## SPECIFICATIONS


Mounting	Recessed
Light Source	COB LED
Material	Die cast Aluminum
Finish	White / Chrome
Body Color	White
Diffuser	Clear Glass
CRI	Ra>80
Beam angle	18° / 24° / 36°
Power factor	>0.9
Ambient temperature	-20°C ~ +45°C
Average Life Time (Hrs)	50,000 Hrs
Driver Mounting	Remote
Input Voltage/ Frequency	220-240V, 50/60Hz

## COLIDO - Recessed Downlight




## APPLICATION

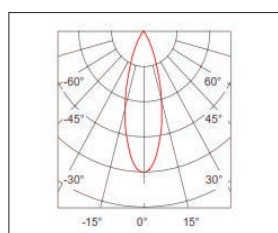
Ideal for Hotels, Reception Room, Restaurants, Exhibitions, Showrooms and Commercial Spaces.



## DIMENSIONS



## PHOTOMETRIC DATA



CODE	Wattage	Gross Luminous Flux (lm)	Delivered Output (lm)	Color Temperature	Dimension WxHxL (mm)	
RAY- CALIDO-DL REC- 60X60- IP20- 7W	7W	700lm	480lm	3000K/ 4000K/ 6500K	65* 84* 65	Ø60x60
RAY- CALIDO-DL REC- 80X80- IP20- 12W	12W	1200lm	790lm	3000K/ 4000K/ 6500K	87.5* 108.5* 87.5	Ø80x80
RAY- CALIDO-DL REC- 100X100- IP20- 20W	20W	2000lm	1160lm	3000K/ 4000K/ 6500K	110* 130.5* 110	Ø100x100

\* On/Off built-in driver as a standard, 0-10 and DALI dimmable Driver as an optional.

\*\* Available 3 hours emergency kit as an optional